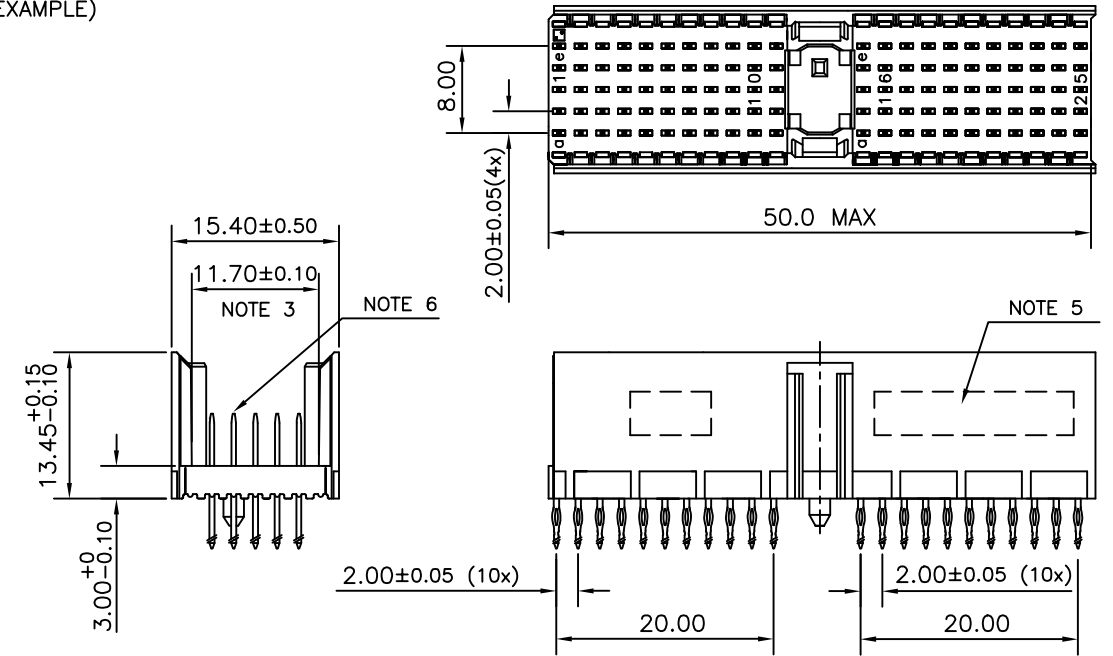


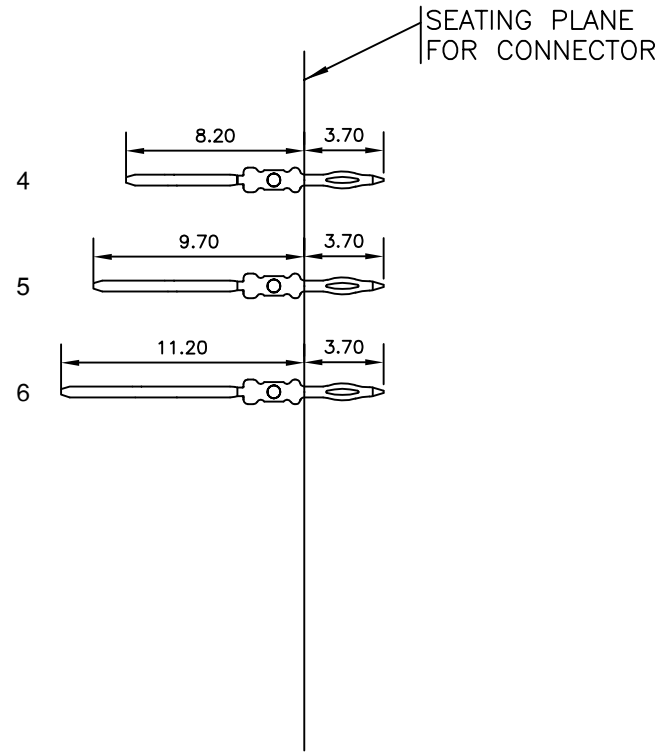
LOADING PATTERN MATING SIDE

f	0	0	0	0	0	0	0	0	0	0	0	0	0	0	0	0	0	0	0	0	0
e	5	4	4	5	5	5	5	5	5	5	5	5	5	5	5	5	5	5	5	5	5
d	4	4	5	5	5	5	5	5	5	5	5	5	5	5	5	5	5	5	5	5	5
c	5	4	5	5	5	5	5	5	6	6	5	5	5	5	5	5	5	5	5	5	5
b	5	4	4	5	5	5	5	6	6	5	5	5	5	5	5	5	5	5	5	5	5
a	4	4	5	5	5	5	5	5	5	5	5	5	5	5	5	5	5	5	5	5	5
z	0	0	0	0	0	0	0	0	0	0	0	0	0	0	0	0	0	0	0	0	0
POS	0	1	5	0	1	5	0	2	0	2	5										

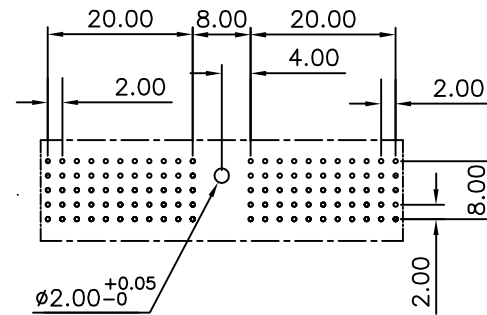
LOADED CONNECTOR ASSEMBLY  
(FOR EXAMPLE)



CONTACT OVERVIEW



LAY-OUT P.C.B.-HOLE



HM2P07PDE3U0 --- LEAD FREE INDICATOR : LF = LEAD FREE (DIGIT 15 & 16)

PLATING CODE (DIGIT 13 AND 14)  
(REF DRW NO. BS,C , 201844 , 003)

NOTES

- THIS PRODUCT IS CSA APPROVED.
  - THIS PRODUCT IS UL RECOGNIZED.
  - MEASURED AT THE BOTTOM.
  - MATERIAL CONTACT: PHOSPHORBRONZE  
HOUSING: CREAM WHITE GLASS FILLED POLYESTER UL-94V0
  - CONNECTOR PRINTED WITH P/N AND DATE CODE.
  - FOR ACTUAL CONTACT LOADINGS, SEE LOADING PATTERN MATING SIDE.
  - SHAPE OF CONNECTOR HOUSING CAN ALTER DEPENDING ON PRODUCTION LOCATION
  - THE PRODUCT (LF) MEETS EUROPEAN UNION DIRECTIVES AND OTHER COUNTRY REGULATIONS AS DESCRIBED IN GS-22-008
  - FOR RECOMMENDED PTH DIMENSIONS REFER DRAWING : BS, A , 201572 , 001
- CATALOG NO: HM2P07PDE3U0----

mat'l. code SEE NOTE 4				surface ISO 1302 <input checked="" type="checkbox"/>	tolerance ISO 406 ISO 1101	projection 	product family MILLIPACS
ltr	ecn no	dr	date	tolerances unless otherwise specified		MM	title MPACS 5+2R STR HDR PF CONN TYPE A
A	104-0087	MINI	2004/09/24	angles	linear		
B	105-0189	MINI	2005/10/15	0°±1°			
C	106-0090	MINI	2006/06/28	dr	MINI K VANDANATH	2004/09/24	dwg no sheet 1 of 1 size BS, C , 203028, 149 A3
				enr	BIJU K PAUL	2004/09/24	
				chr	BIJU K PAUL	2006/06/28	
				appd	BIJU K PAUL	2006/06/28	
sheet index	revision sheet	C	1				type Product Customer Drawing