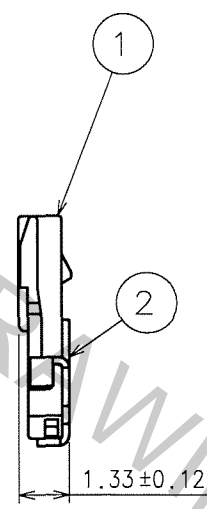
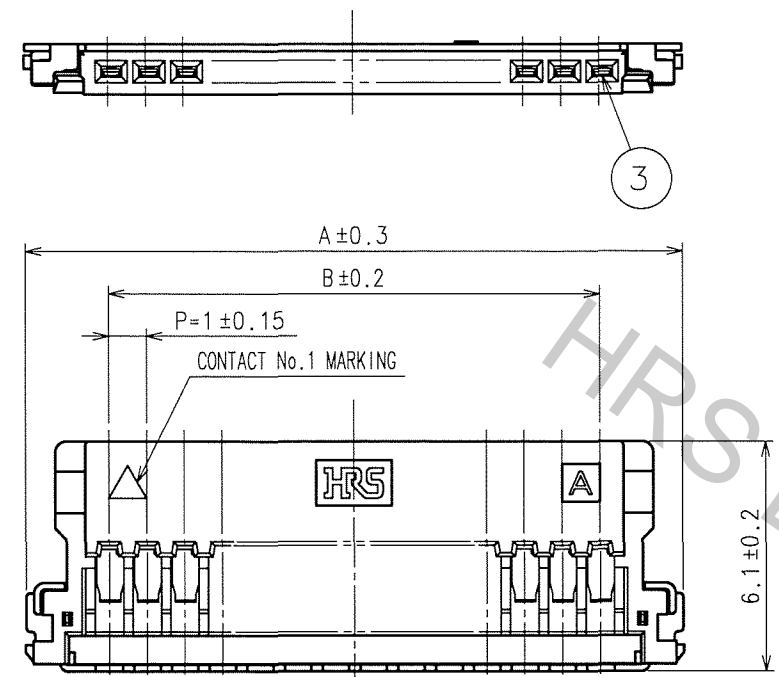
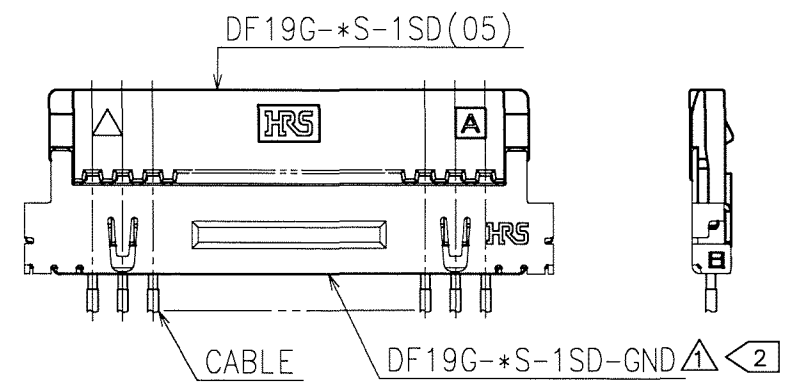


Apr.1.2017 Copyright 2017 HIROSE ELECTRIC CO., LTD. All Rights Reserved.

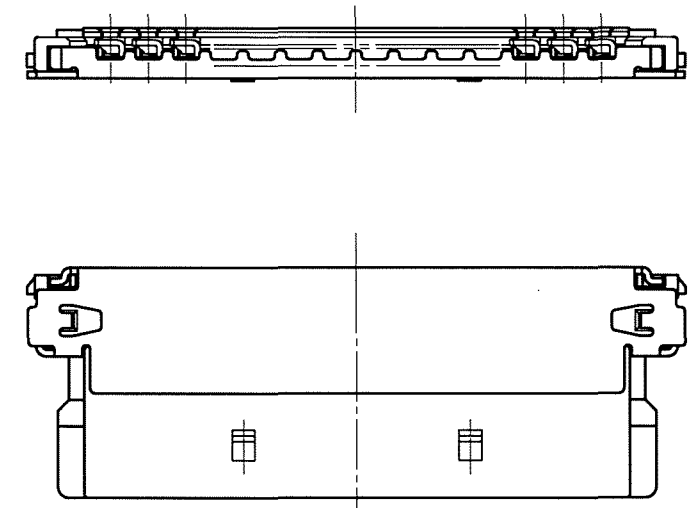
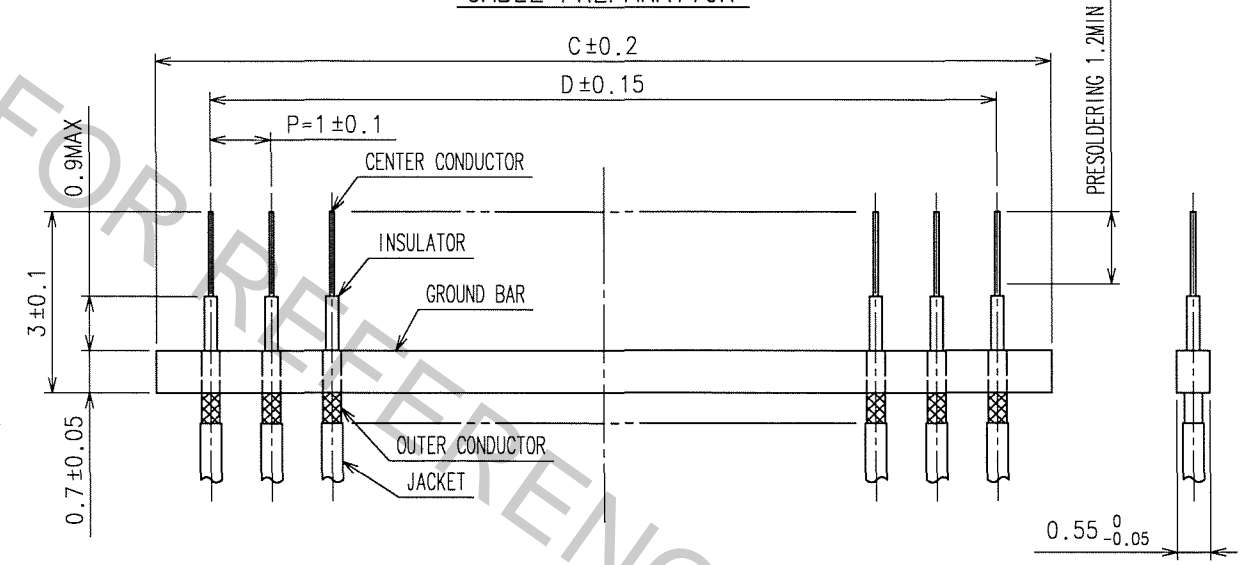
COUNT	DESCRIPTION OF REVISIONS	BY	CHKD	DATE	COUNT	DESCRIPTION OF REVISIONS	BY	CHKD	DATE
3	DIS-H-000828	A.M	H.V	06.03.09					



CABLE ASSEMBLED DIAGRAM



CABLE PREPARATION



PART No.	CODE No.	A	B	C	D
DF19G-14S-1SD(05)	CL685-0026-3-05	17.4	13	14.8	13
DF19G-20S-1SD(05)	CL685-0025-0-05	23.4	19	20.8	19

NOTES 1 :MINIMUM ORDERING QUANTITY IS ONE PACKAGE.
(CONTAINING 100 PCS.)
 2: 『DF19G-*S-1SD』 AND 『DF19G-*S-1SD-GND』 ,FOR THIS PRODUCT TO BE SUPPLIED SEPARATELY.
 (DF19G-14S-1SD-GND/CL685-0028-9)
 (DF19G-20S-1SD-GND/CL685-0027-6)

2	PHOSPHOR BRONZE	TIN PLATED 2μ m min	3	PHOSPHOR BRONZE	CONTACT AREA:GOLD PLATED 0.1μ m min LEAD AREA:TIN-COPPER PLATED 1μ m min UNDER PLATING:NICKEL PLATED 0.5μ m min
1	LCP	UL94V-0			
NO.	MATERIAL	FINISH, REMARKS	NO.	MATERIAL	FINISH, REMARKS

CODE NO. (OLD)	DRAWN	DESIGNED	CHECKED	APPROVED	RELEASED
	F.Matsuki	H.Umehaea	T.Oma	T.Oma	
	'04.04.08	'04.04.13	'04.04.15	'04.04.15	

SCALE 5 : 1	DRAWING NO. EDC3-306221-01	PART NO. DF19G-*S-1SD(05)
UNITS mm	HRS HIROSE ELECTRIC CO., LTD	CODE NO. CL685

TO

NCV